

Signify Classified - Internal
Cooper Lighting Solutions Photometric Lab
1121 Highway 74 South
Peachtree City, GA 30269



Scaled data based on original data using
LM-79-08 Approved Method: Electrical and Photometric Measurements of Solid-
State Lighting Products

Test Report Prepared for
Cooper Lighting Solutions
(formerly Eaton)

Brand: McGRAW-EDISON

Report Number: P833926

Luminaire Tested: **TTN-D3-740-U-RW-CG-UPL1**

Issue Date: 5/15/2024

Test Information

Test Method: LM-79-08
Report Number: P833926
REPORT IS FROM IESNA LM-79-08 TEST DATA - UPLIGHT (G3-2308-121-4) AND
Test Lab: INNOVATION CENTER
Issue Date: 5/15/2024
Manufacturer: COOPER LIGHTING SOLUTIONS (FORMERLY EATON)
Product Line: MCGRAW-EDISON
Catalog Number: TTN-D3-740-U-RW-CG-UPL1
Description: TOPTIER NANO LED PARKING GARAGE LUMINAIRE WITH UPLIGHT
4000K, 70 CRI LEDS AND RECTANGULAR DISTRIBUTION WITH CLEAR GLASS
Light Source: -
Ballast/Driver: -

Summary

Lumens per Lamp: N/A
Luminaire Lumens: 6756.9 lumens
Efficiency: N/A
Efficacy: 109.3 lumens/watt
Luminous Opening: Vertical Cylinder (Dia: 0.71' x H: 0.1')
IES Classification: Type II - Short
BUG Rating: B3 - U3 - G3

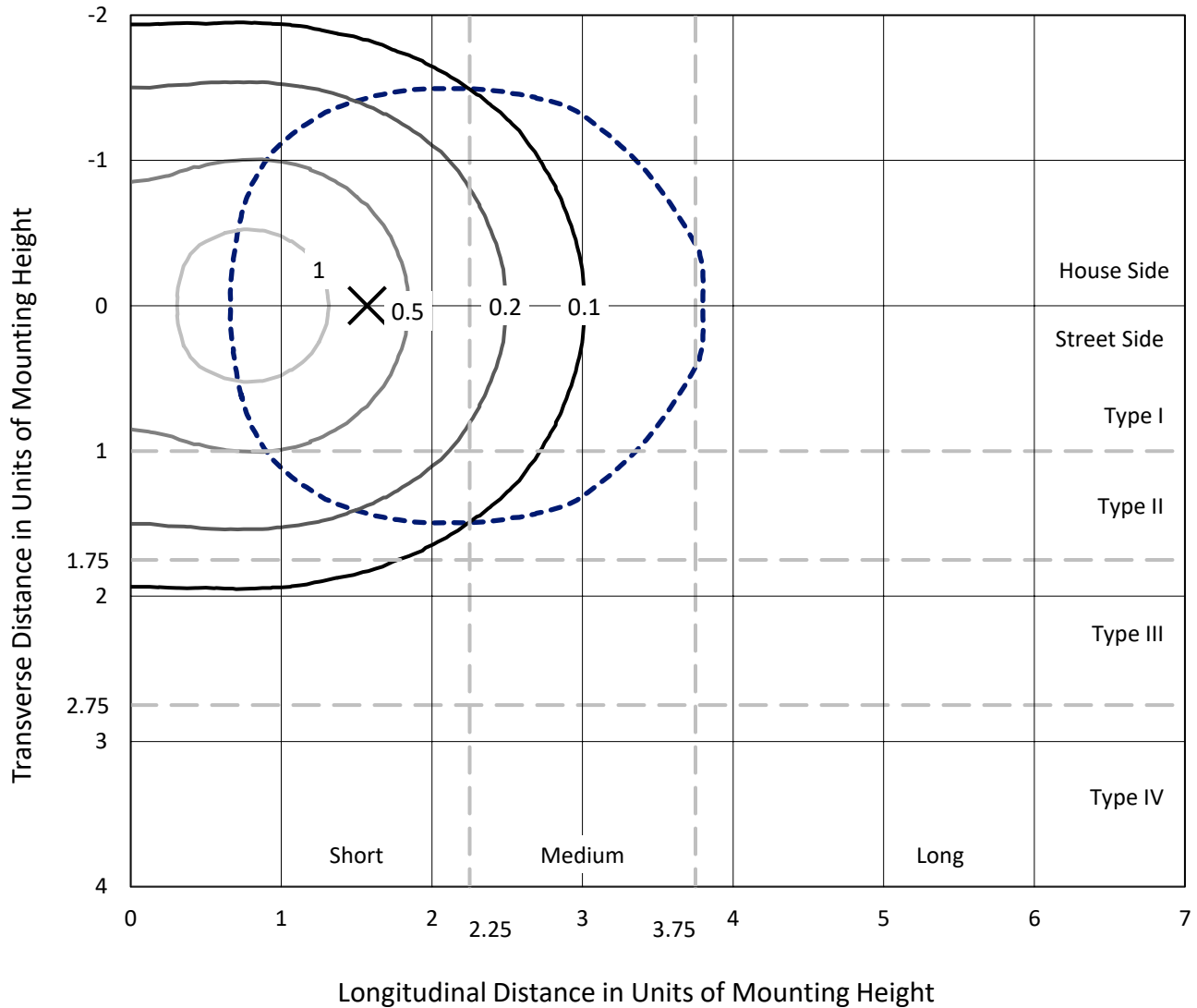
Input Watts (W): 61.8
Input Voltage (V): NR
Input Current (Ain): NR
Voltage Rise (V): NR
Power Factor: NR
Total Harmonic Distortion (THDi): NR
Frequency (hertz): 60
Stabilization Time: NR
Operation Time: NR
Ambient Temperature (°C): NR
Test Distance: 24 FT



REPORT NUMBER: P833926
 CATALOG NUMBER: TTN-D3-740-U-RW-CG-UPL1

Iso-Footcandle Lines of Horizontal Illumination

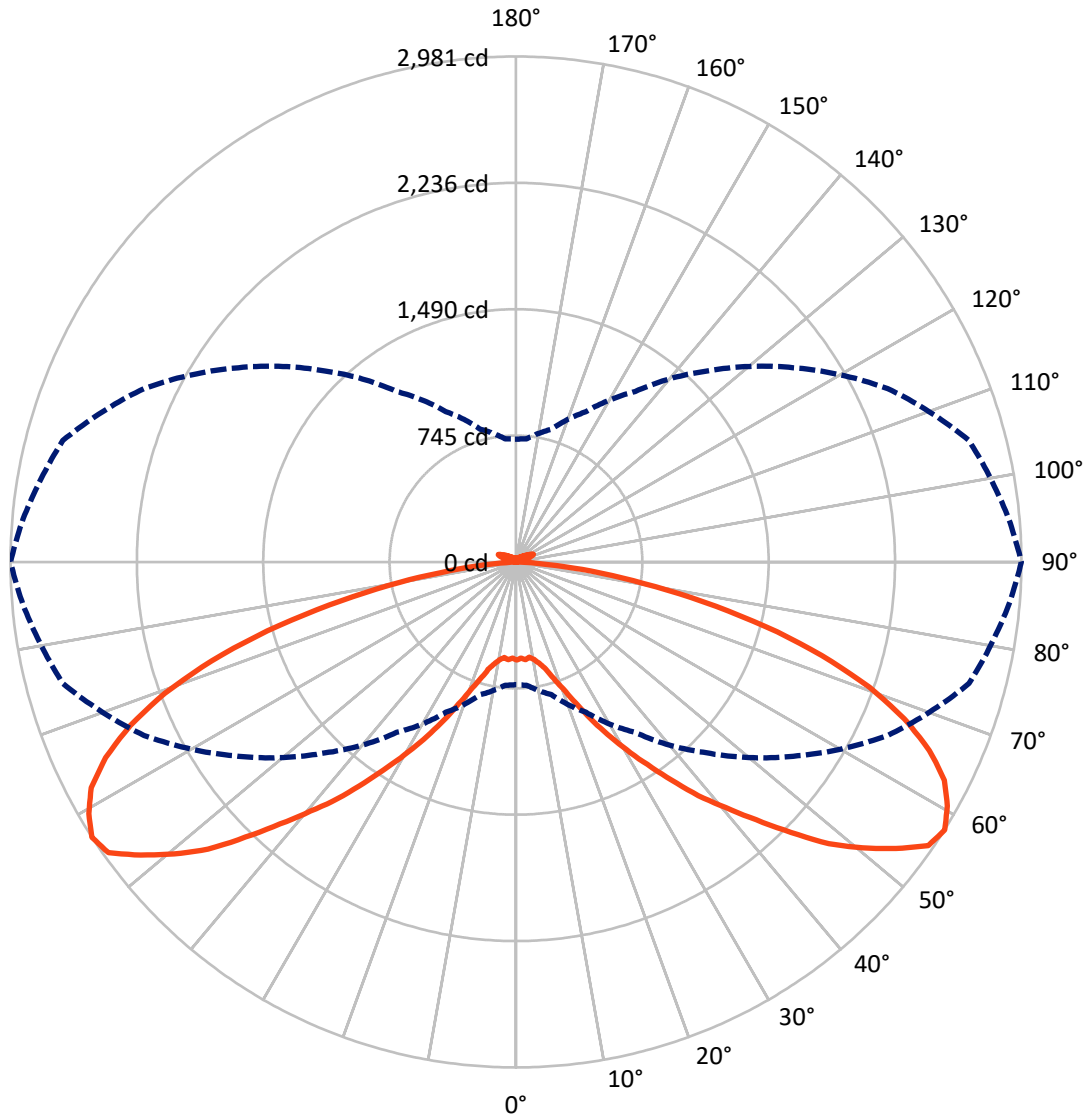
✕ Max cd
 - - - 1/2 Max cd



Based on 25 foot mounting height. Maximum calculated value = 1.4 fc
 Type II - Short - N/A

REPORT NUMBER: P833926
CATALOG NUMBER: TTN-D3-740-U-RW-CG-UPL1

Luminous Intensity Polar Plot



— Vertical Plane Through 90-Deg Lateral - - - Horizontal Cone Through 57.5-Deg Vertical

REPORT NUMBER: P833926
 CATALOG NUMBER: TTN-D3-740-U-RW-CG-UPL1

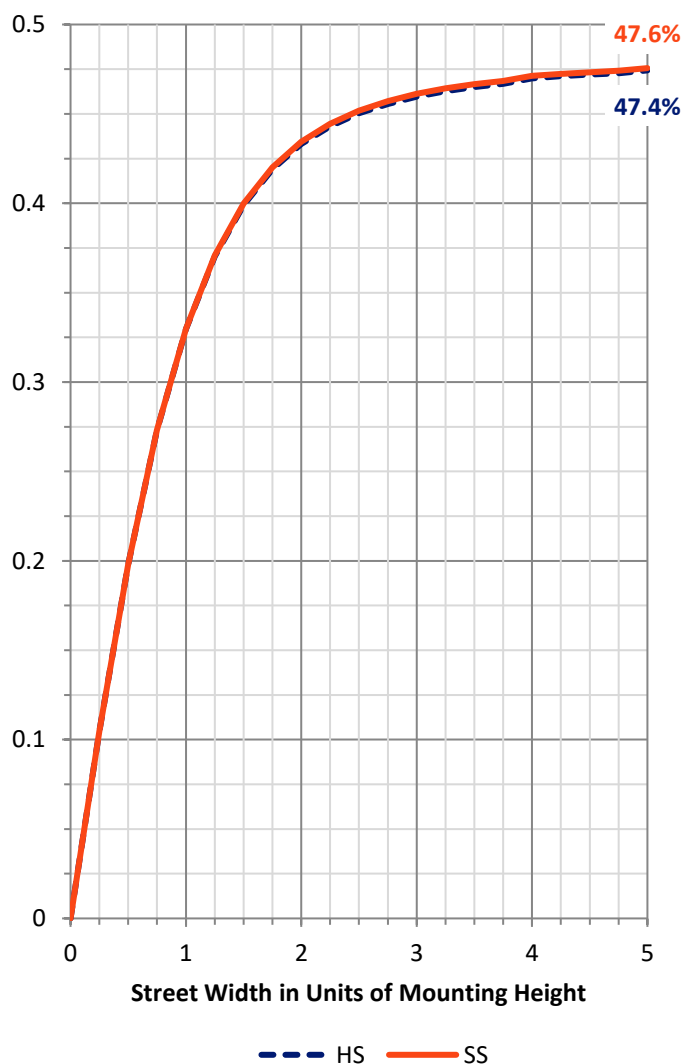
FLUX DISTRIBUTION:

		Downward	Upward	Total
House Side	Lumens	3216.7	161.7	3378.4
	% Fixture	47.6	2.4	50.0
Street Side	Lumens	3216.7	161.7	3378.4
	% Fixture	47.6	2.4	50.0
Total	Lumens	6433.4	323.4	6756.9
	% Fixture	95.2	4.8	100.0

ZONAL LUMENS:

Zone	Lumens	% Fixture
0°-10°	55.1	0.8
10°-20°	177.7	2.6
20°-30°	378.3	5.6
30°-40°	697.3	10.3
40°-50°	1122.7	16.6
50°-60°	1519.5	22.5
60°-70°	1477.4	21.9
70°-80°	859.6	12.7
80°-90°	145.8	2.2
90°-100°	7.2	0.1
100°-110°	73.4	1.1
110°-120°	107.3	1.6
120°-130°	62.3	0.9
130°-140°	33.0	0.5
140°-150°	19.6	0.3
150°-160°	12.1	0.2
160°-170°	6.6	0.1
170°-180°	2.1	0.0
0°-90°	6433.4	95.2
0°-180°	6756.9	100.0

Coefficient of Utilization

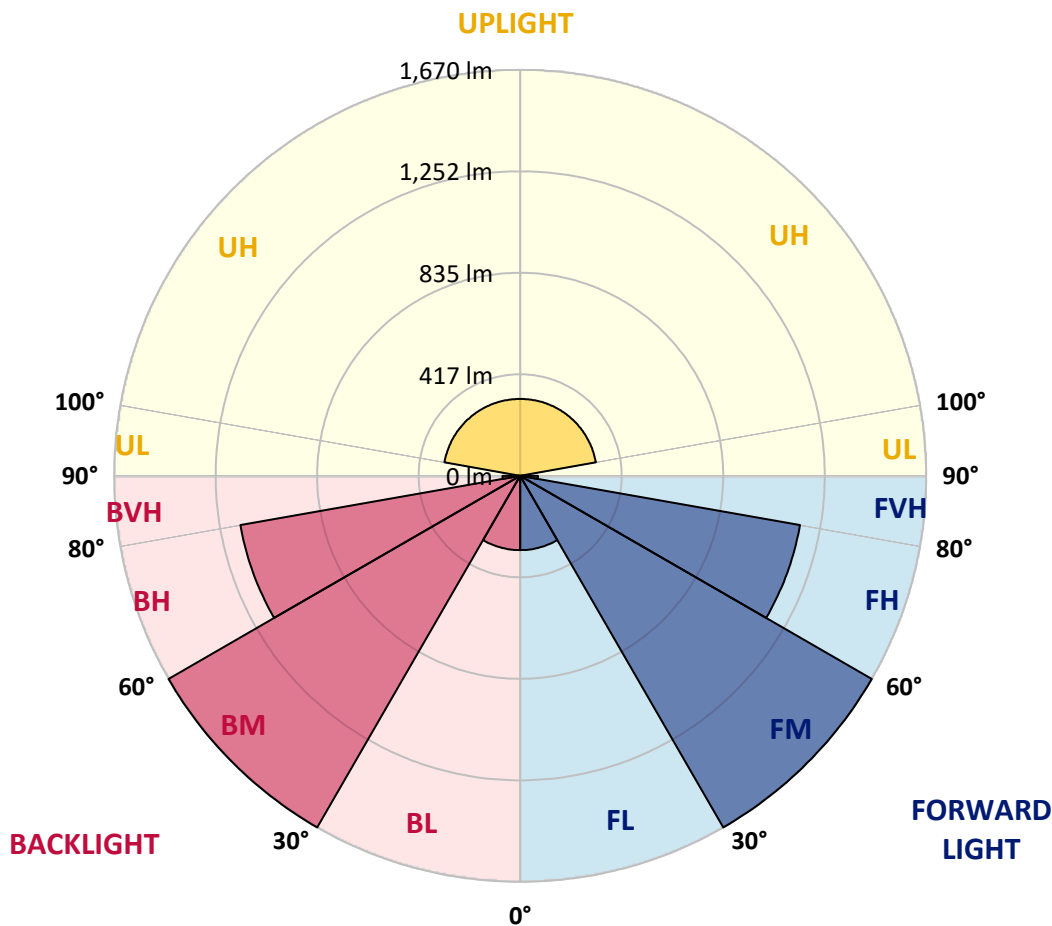


REPORT NUMBER: P833926
 CATALOG NUMBER: TTN-D3-740-U-RW-CG-UPL1

LUMINAIRE CLASSIFICATION SYSTEM LUMEN TABLE AND BUG RATING:

Zone	Lumens	% Fixture	Zone Rating/Lumen Limit		
			B	U	G
FL (0°-30°)	305.6	4.5			
FM (30°-60°)	1669.7	24.7			
FH (60°-80°)	1168.5	17.3			G1/1800
FVH (80°-90°)	72.9	1.1			G1/100
BL (0°-30°)	305.6	4.5	B1/500		
BM (30°-60°)	1669.7	24.7	B2/2500		
BH (60°-80°)	1168.5	17.3	B3/2500		G3/2500
BVH (80°-90°)	72.9	1.1			G1/100
UL (90°-100°)	7.2	0.1		U1/10	
UH (100°-180°)	316.2	4.7		U3/500	

BUG Rating: B3-U3-G3
 Type II Short





REPORT NUMBER: P833926

CATALOG NUMBER: TTN-D3-740-U-RW-CG-UPL1

CANDELA DISTRIBUTION (FULL):

	0°	5°	15°	25°	35°	45°	55°	65°	75°	85°	90°
0°	578.8	578.8	578.8	578.8	578.8	578.8	578.8	578.8	578.8	578.8	578.8
2.5°	578.8	578.8	578.8	578.8	573.0	573.0	573.0	567.2	567.2	567.2	567.2
5°	578.8	578.8	578.8	584.6	584.6	584.6	578.8	578.8	578.8	578.8	578.8
7.5°	578.8	584.6	584.6	578.8	578.8	573.0	573.0	573.0	567.2	567.2	567.2
10°	578.8	578.8	578.8	578.8	573.0	573.0	578.8	578.8	584.6	584.6	584.6
12.5°	573.0	573.0	578.8	578.8	578.8	584.6	596.2	602.0	607.7	613.5	613.5
15°	578.8	578.8	584.6	590.4	596.2	607.7	625.1	642.5	654.0	659.8	654.0
17.5°	578.8	584.6	590.4	602.0	619.3	636.7	665.6	688.8	711.9	717.7	723.5
20°	590.4	590.4	596.2	619.3	648.3	677.2	717.7	758.2	787.2	798.8	798.8
22.5°	596.2	602.0	607.7	636.7	683.0	729.3	787.2	833.5	874.0	897.1	902.9
25°	613.5	613.5	625.1	665.6	723.5	793.0	868.2	937.7	989.8	1018.7	1024.5
27.5°	625.1	630.9	648.3	700.4	775.6	862.4	966.6	1047.6	1111.3	1146.0	1151.8
30°	636.7	642.5	677.2	735.1	827.7	931.9	1053.4	1157.6	1238.6	1279.2	1284.9
32.5°	654.0	659.8	700.4	764.0	874.0	1001.3	1140.2	1267.6	1383.3	1418.1	1423.9
35°	671.4	677.2	723.5	798.8	926.1	1070.8	1232.9	1383.3	1522.3	1568.6	1580.1
37.5°	688.8	694.6	740.9	833.5	978.2	1146.0	1337.0	1516.5	1667.0	1730.6	1748.0
40°	706.1	711.9	764.0	868.2	1030.3	1227.1	1447.0	1643.8	1817.4	1892.7	1904.3
42.5°	717.7	723.5	781.4	897.1	1082.4	1302.3	1562.8	1782.7	1967.9	2066.3	2077.9
45°	735.1	740.9	804.5	937.7	1128.7	1389.1	1672.7	1939.0	2153.2	2263.1	2274.7
47.5°	746.7	752.4	821.9	960.8	1180.8	1470.2	1788.5	2077.9	2332.6	2448.3	2483.1
50°	752.4	758.2	833.5	984.0	1215.5	1528.0	1881.1	2216.8	2488.9	2633.6	2650.9
52.5°	752.4	764.0	839.3	1001.3	1238.6	1580.1	1956.4	2332.6	2639.4	2801.4	2807.2
55°	746.7	752.4	833.5	995.5	1250.2	1603.3	2008.5	2402.0	2743.5	2899.8	2951.9
57.5°	723.5	729.3	810.3	978.2	1227.1	1591.7	1996.9	2419.4	2766.7	2917.2	2980.8
60°	688.8	700.4	775.6	937.7	1192.3	1551.2	1962.1	2384.7	2732.0	2917.2	2923.0
62.5°	648.3	654.0	729.3	885.6	1140.2	1487.5	1898.5	2315.2	2650.9	2841.9	2836.1
65°	590.4	596.2	659.8	821.9	1047.6	1366.0	1771.1	2205.2	2494.6	2697.2	2679.9
67.5°	526.7	532.5	590.4	735.1	937.7	1232.9	1597.5	2020.0	2274.7	2483.1	2471.5
70°	457.3	457.3	509.3	630.9	821.9	1082.4	1406.5	1776.9	2031.6	2205.2	2211.0
72.5°	376.2	376.2	422.5	526.7	688.8	908.7	1186.6	1516.5	1724.8	1875.3	1886.9
75°	295.2	289.4	329.9	416.7	544.1	723.5	937.7	1221.3	1383.3	1528.0	1522.3
77.5°	208.4	208.4	231.5	301.0	393.6	538.3	694.6	920.3	1030.3	1151.8	1128.7
80°	133.1	133.1	144.7	196.8	260.5	358.9	457.3	625.1	700.4	793.0	764.0
82.5°	69.5	63.7	75.2	104.2	138.9	196.8	254.7	364.6	399.4	468.8	445.7
85°	23.2	23.2	23.2	34.7	52.1	75.2	98.4	156.3	162.1	208.4	191.0
87.5°	5.8	0.0	0.0	5.8	5.8	5.8	5.8	17.4	17.4	34.7	23.2
90°	2.8	2.8	3.3	3.3	3.3	3.3	3.3	3.3	3.3	2.8	2.8
92.5°	2.8	2.8	2.8	3.9	4.4	3.9	4.4	3.3	3.3	2.8	2.8
95°	3.3	3.3	3.9	5.0	6.1	6.6	6.6	3.9	3.9	3.3	3.3
97.5°	4.4	5.0	5.0	6.1	10.0	18.3	11.1	5.5	5.5	5.0	4.4
100°	7.2	7.7	7.7	13.8	29.3	39.3	28.2	14.4	10.5	7.7	7.7
102.5°	23.2	24.3	29.9	44.8	66.4	60.3	50.9	48.1	33.2	26.6	25.5
105°	59.2	58.7	63.1	74.7	93.0	91.3	84.1	76.4	65.8	60.9	60.9
107.5°	78.0	78.0	81.9	91.9	105.7	123.4	125.1	99.0	86.9	81.3	80.8
110°	88.0	88.0	91.3	99.6	117.9	142.8	141.6	122.3	107.3	100.2	99.0



REPORT NUMBER: P833926
 CATALOG NUMBER: TTN-D3-740-U-RW-CG-UPL1

CANDELA DISTRIBUTION (continued):

	0°	5°	15°	25°	35°	45°	55°	65°	75°	85°	90°
112.5°	90.2	90.7	95.2	107.9	127.8	138.9	133.9	126.2	119.5	114.0	112.9
115°	93.5	93.5	98.5	110.7	121.7	126.2	120.6	114.5	110.1	107.9	109.0
117.5°	92.4	94.1	95.2	101.8	109.0	112.3	109.6	101.3	97.9	96.8	95.2
120°	85.8	85.8	86.9	90.2	94.1	95.7	94.6	89.1	86.3	85.8	84.7
122.5°	76.4	76.9	76.4	78.0	80.8	82.4	81.3	76.9	75.8	75.8	74.7
125°	67.0	67.0	66.4	67.5	69.2	68.6	69.2	67.0	66.4	66.4	65.8
127.5°	60.3	59.8	58.7	59.2	59.8	59.8	60.3	58.1	58.7	59.2	58.7
130°	53.7	53.7	52.6	52.6	52.6	51.5	52.6	51.5	52.0	52.6	53.1
132.5°	47.6	47.6	45.9	45.4	45.4	45.4	45.9	45.4	46.5	47.6	47.6
135°	42.6	42.6	40.9	41.5	41.5	40.9	41.5	40.9	42.1	42.6	42.6
137.5°	38.7	38.7	37.6	37.6	37.6	37.1	37.6	37.6	38.2	39.3	39.8
140°	35.4	35.4	34.9	34.9	34.3	34.9	34.9	34.9	35.4	36.0	36.0
142.5°	33.8	33.2	32.6	32.1	32.6	32.6	32.6	32.1	32.6	33.8	33.8
145°	31.0	31.0	30.4	30.4	30.4	31.0	30.4	30.4	31.0	31.0	31.5
147.5°	29.3	29.3	28.8	29.3	29.3	29.3	29.3	28.8	29.3	29.3	29.9
150°	28.8	28.2	27.7	28.2	28.2	27.7	27.7	27.7	27.7	28.2	28.2
152.5°	27.1	27.1	26.6	27.1	26.6	26.6	26.6	26.6	26.6	27.1	27.7
155°	26.0	26.0	25.5	26.0	26.0	26.0	26.0	26.0	26.0	26.0	26.0
157.5°	24.9	25.5	24.9	24.9	24.9	24.9	24.9	24.9	24.9	25.5	25.5
160°	24.3	24.3	24.3	24.3	23.8	23.8	23.8	24.3	24.3	24.3	24.9
162.5°	23.8	23.8	23.8	23.8	23.2	23.2	23.2	23.2	23.8	23.8	24.3
165°	23.8	23.2	23.2	23.2	22.7	22.7	22.7	22.7	23.2	23.8	23.2
167.5°	22.7	22.7	22.7	22.7	22.7	22.1	22.1	22.7	22.7	22.7	23.2
170°	22.7	22.7	22.1	22.1	22.1	22.1	22.1	22.1	22.1	22.1	22.7
172.5°	22.7	22.7	22.7	22.7	22.1	22.1	22.1	22.1	22.1	22.7	22.7
175°	22.7	22.7	22.7	22.7	22.1	22.1	22.1	22.7	22.7	22.7	22.1
177.5°	22.7	22.7	22.7	22.7	22.1	22.7	22.7	22.7	22.7	22.7	22.7
180°	22.7	22.7	22.7	22.7	22.7	22.7	22.7	22.7	22.7	22.7	22.7

Cooper Lighting Solutions Photometric Lab
1121 Highway 74 South
Peachtree City, GA 30269



LM-79-2019: Approved Method: Electrical and Photometric Measurements of Solid-State Lighting Products

Report Prepared for

Cooper Lighting Solutions

MCGRAW EDISON

Report Number: SP1-2411-284-2

Test Date: 11/20/2024

Luminaire Tested: TTN-D0-740-U-WQ

Data in this report applies to TT and TTN families of products

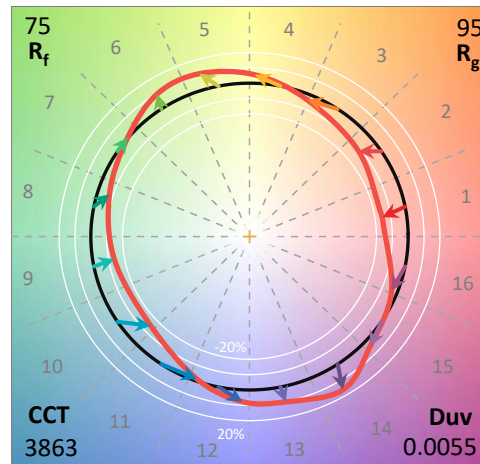
Test Information

Test Method: LM-79-2019
 Report Number: SP1-2411-284-2
 Test Lab: COOPER LIGHTING SOLUTIONS
 Photometer: SP1 - 76IN SPHERE
 Measurement Geometry: 4π
 Issue Date: 11/20/2024
 Manufacturer: COOPER LIGHTING SOLUTIONS
 Product Line: MCGRAW EDISON
 Catalog Number: **TTN-D0-740-U-WQ**
 Description: TOPTIER NANO LED PARKING GARAGE LUMINAIRE. 4000K, 70 CRI LEDS AND WIDE DISTRIBUTION

Spectral Parameters

CCT (K): 3863
 CIE u': 0.2247
 CIE v': 0.5111
 Duv: 0.0055
 CIE x: 0.3911
 CIE y: 0.3954
 CIE z: 0.2136
 Peak Wavelength (nm): 448
 Dominant Wavelength (nm): 577
 Purity: 36.03443
 Rf: 74.7
 Rg: 95.4

CRI (Ra):	71.9		
R1:	69.4	R9:	-23.5
R2:	76.9	R10:	45.4
R3:	83.3	R11:	68.7
R4:	72.7	R12:	38.7
R5:	68.4	R13:	70.0
R6:	67.5	R14:	90.3
R7:	82.0	R15:	62.1
R8:	55.3		



Test Conditions

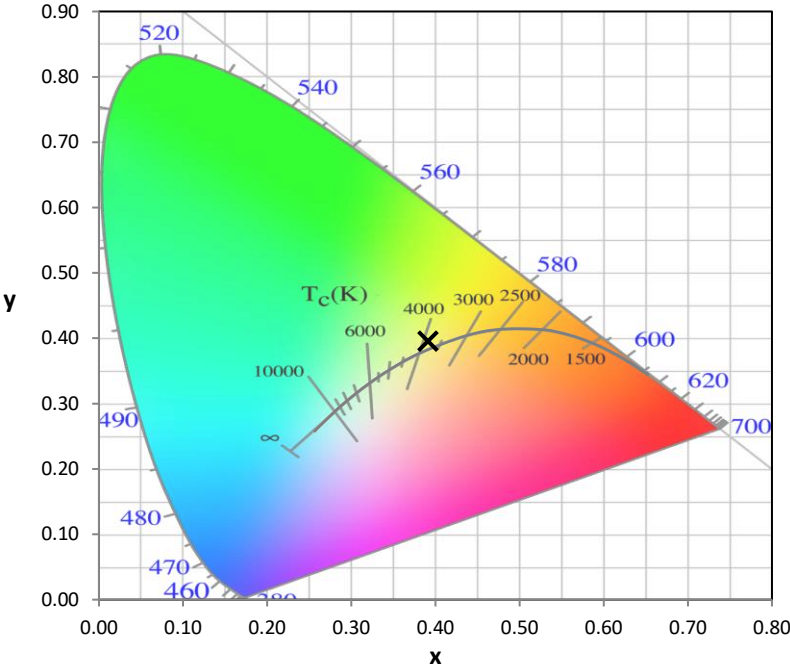
Stabilization Time: 37M
 Operation Time: 1H 37M
 Sphere Temperature (°C): 25.0

REPORT NUMBER: SP1-2411-284-2

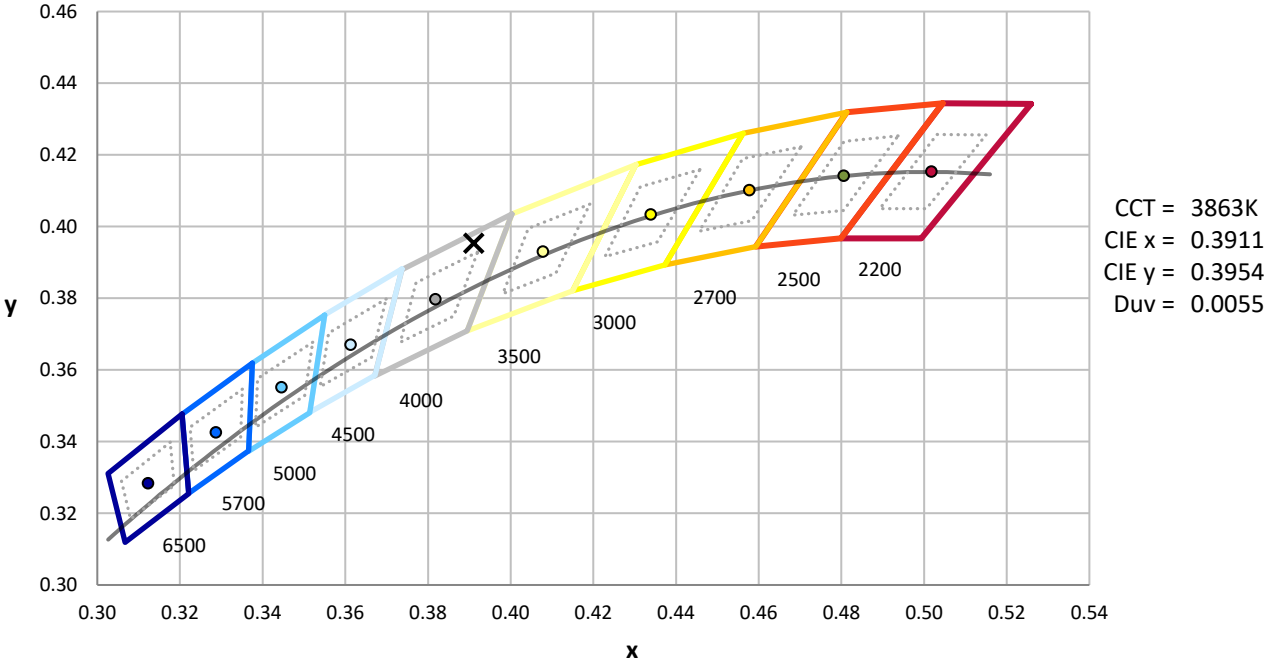
Measurement and Test Equipment			
Instrument	Identification Number	Calibration Date	Calibration Due Date
Photometer	IN0058	6/18/2024	12/18/2024
Power Meter	INXT2011004	2/8/2024	2/8/2025
AC Power Source	IN0063	10/22/2024	10/22/2025
DC Power Source	IN0208	10/22/2024	10/22/2025
Sphere Thermometer	IN0085	10/22/2024	10/22/2025
Room Thermometer	IN0046	10/22/2024	10/22/2025

REPORT NUMBER: SP1-2411-284-2

CIE 1931 Chromaticity Diagram



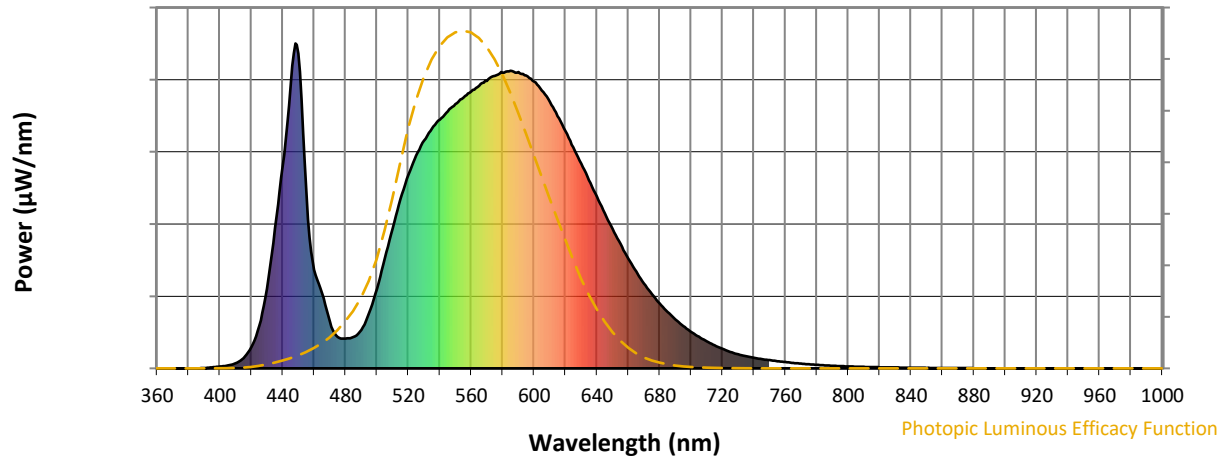
CIE 1931 Chromaticity Diagram with 2017 ANSI 7-Step and 4-Step Quadrangles



Point lies inside the ANSI 4000K 7-step quadrangle

REPORT NUMBER: SP1-2411-284-2

Photopic Flux vs. Wavelength

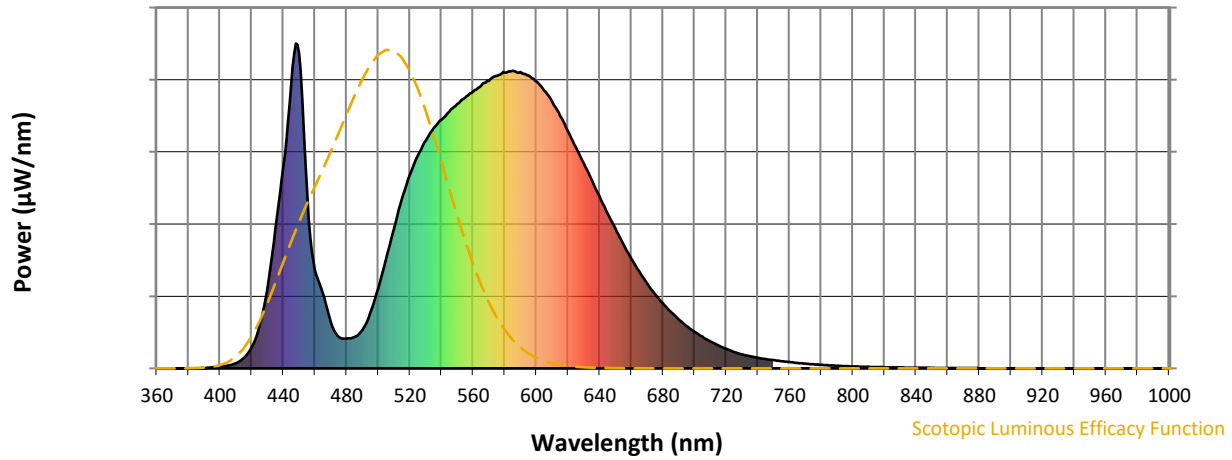


Photopic Lumens: NR

λ (nm)	Power W [^] /nm	Lumens (φ/nm)	λ (nm)	Power W [^] /nm	Lumens (φ/nm)	λ (nm)	Power W [^] /nm	Lumens (φ/nm)	λ (nm)	Power W [^] /nm	Lumens (φ/nm)	λ (nm)	Power W [^] /nm	Lumens (φ/nm)
360	0	NR	490	118	NR	620	730	NR	750	25	NR	880	1	NR
365	0	NR	495	170	NR	625	680	NR	755	22	NR	885	0	NR
370	0	NR	500	245	NR	630	630	NR	760	19	NR	890	0	NR
375	0	NR	505	338	NR	635	579	NR	765	17	NR	895	0	NR
380	0	NR	510	431	NR	640	529	NR	770	14	NR	900	0	NR
385	0	NR	515	521	NR	645	477	NR	775	13	NR	905	0	NR
390	1	NR	520	596	NR	650	429	NR	780	11	NR	910	0	NR
395	3	NR	525	655	NR	655	383	NR	785	9	NR	915	0	NR
400	6	NR	530	701	NR	660	338	NR	790	8	NR	920	0	NR
405	9	NR	535	739	NR	665	298	NR	795	7	NR	925	0	NR
410	16	NR	540	766	NR	670	261	NR	800	6	NR	930	0	NR
415	32	NR	545	791	NR	675	228	NR	805	5	NR	935	0	NR
420	65	NR	550	813	NR	680	200	NR	810	5	NR	940	0	NR
425	131	NR	555	833	NR	685	173	NR	815	4	NR	945	0	NR
430	245	NR	560	852	NR	690	151	NR	820	3	NR	950	0	NR
435	432	NR	565	870	NR	695	130	NR	825	3	NR	955	0	NR
440	622	NR	570	885	NR	700	112	NR	830	3	NR	960	0	NR
445	870	NR	575	900	NR	705	97	NR	835	2	NR	965	0	NR
450	969	NR	580	911	NR	710	83	NR	840	2	NR	970	0	NR
455	544	NR	585	916	NR	715	71	NR	845	2	NR	975	0	NR
460	304	NR	590	912	NR	720	60	NR	850	1	NR	980	0	NR
465	231	NR	595	901	NR	725	51	NR	855	1	NR	985	0	NR
470	142	NR	600	882	NR	730	43	NR	860	1	NR	990	0	NR
475	96	NR	605	855	NR	735	37	NR	865	1	NR	995	0	NR
480	92	NR	610	820	NR	740	32	NR	870	1	NR	1000	0	NR
485	96	NR	615	776	NR	745	29	NR	875	1	NR			

REPORT NUMBER: SP1-2411-284-2

Scotopic Flux vs. Wavelength



Scotopic Lumens: NR

S/P: 1.45

λ (nm)	Power W [^] /nm	Lumens (φ/nm)	λ (nm)	Power W [^] /nm	Lumens (φ/nm)	λ (nm)	Power W [^] /nm	Lumens (φ/nm)	λ (nm)	Power W [^] /nm	Lumens (φ/nm)	λ (nm)	Power W [^] /nm	Lumens (φ/nm)
360	0	NR	490	118	NR	620	730	NR	750	25	NR	880	1	NR
365	0	NR	495	170	NR	625	680	NR	755	22	NR	885	0	NR
370	0	NR	500	245	NR	630	630	NR	760	19	NR	890	0	NR
375	0	NR	505	338	NR	635	579	NR	765	17	NR	895	0	NR
380	0	NR	510	431	NR	640	529	NR	770	14	NR	900	0	NR
385	0	NR	515	521	NR	645	477	NR	775	13	NR	905	0	NR
390	1	NR	520	596	NR	650	429	NR	780	11	NR	910	0	NR
395	3	NR	525	655	NR	655	383	NR	785	9	NR	915	0	NR
400	6	NR	530	701	NR	660	338	NR	790	8	NR	920	0	NR
405	9	NR	535	739	NR	665	298	NR	795	7	NR	925	0	NR
410	16	NR	540	766	NR	670	261	NR	800	6	NR	930	0	NR
415	32	NR	545	791	NR	675	228	NR	805	5	NR	935	0	NR
420	65	NR	550	813	NR	680	200	NR	810	5	NR	940	0	NR
425	131	NR	555	833	NR	685	173	NR	815	4	NR	945	0	NR
430	245	NR	560	852	NR	690	151	NR	820	3	NR	950	0	NR
435	432	NR	565	870	NR	695	130	NR	825	3	NR	955	0	NR
440	622	NR	570	885	NR	700	112	NR	830	3	NR	960	0	NR
445	870	NR	575	900	NR	705	97	NR	835	2	NR	965	0	NR
450	969	NR	580	911	NR	710	83	NR	840	2	NR	970	0	NR
455	544	NR	585	916	NR	715	71	NR	845	2	NR	975	0	NR
460	304	NR	590	912	NR	720	60	NR	850	1	NR	980	0	NR
465	231	NR	595	901	NR	725	51	NR	855	1	NR	985	0	NR
470	142	NR	600	882	NR	730	43	NR	860	1	NR	990	0	NR
475	96	NR	605	855	NR	735	37	NR	865	1	NR	995	0	NR
480	92	NR	610	820	NR	740	32	NR	870	1	NR	1000	0	NR
485	96	NR	615	776	NR	745	29	NR	875	1	NR			

REPORT NUMBER: SP1-2411-284-2

Melanopic Flux vs. Wavelength



Melanopic Lumens: NR

M/P: 2.72

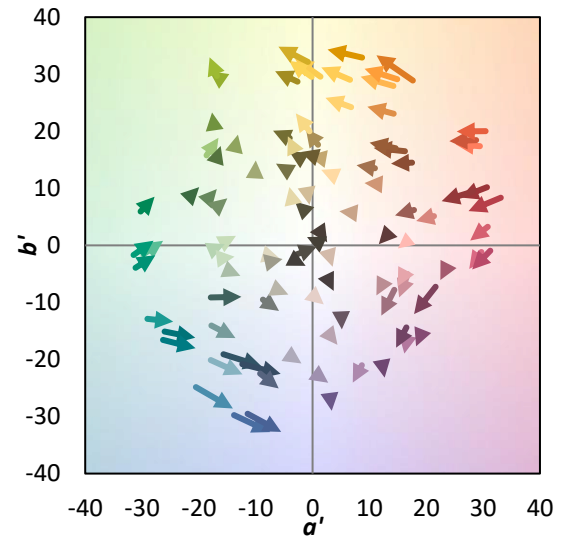
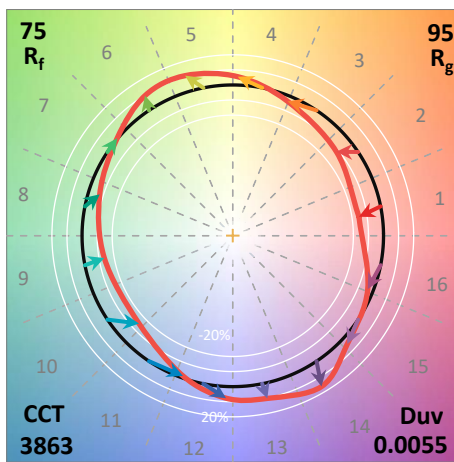
λ (nm)	Power W [^] /nm	Lumens (φ/nm)	λ (nm)	Power W [^] /nm	Lumens (φ/nm)	λ (nm)	Power W [^] /nm	Lumens (φ/nm)	λ (nm)	Power W [^] /nm	Lumens (φ/nm)	λ (nm)	Power W [^] /nm	Lumens (φ/nm)
360	0	NR	490	118	NR	620	730	NR	750	25	NR	880	1	NR
365	0	NR	495	170	NR	625	680	NR	755	22	NR	885	0	NR
370	0	NR	500	245	NR	630	630	NR	760	19	NR	890	0	NR
375	0	NR	505	338	NR	635	579	NR	765	17	NR	895	0	NR
380	0	NR	510	431	NR	640	529	NR	770	14	NR	900	0	NR
385	0	NR	515	521	NR	645	477	NR	775	13	NR	905	0	NR
390	1	NR	520	596	NR	650	429	NR	780	11	NR	910	0	NR
395	3	NR	525	655	NR	655	383	NR	785	9	NR	915	0	NR
400	6	NR	530	701	NR	660	338	NR	790	8	NR	920	0	NR
405	9	NR	535	739	NR	665	298	NR	795	7	NR	925	0	NR
410	16	NR	540	766	NR	670	261	NR	800	6	NR	930	0	NR
415	32	NR	545	791	NR	675	228	NR	805	5	NR	935	0	NR
420	65	NR	550	813	NR	680	200	NR	810	5	NR	940	0	NR
425	131	NR	555	833	NR	685	173	NR	815	4	NR	945	0	NR
430	245	NR	560	852	NR	690	151	NR	820	3	NR	950	0	NR
435	432	NR	565	870	NR	695	130	NR	825	3	NR	955	0	NR
440	622	NR	570	885	NR	700	112	NR	830	3	NR	960	0	NR
445	870	NR	575	900	NR	705	97	NR	835	2	NR	965	0	NR
450	969	NR	580	911	NR	710	83	NR	840	2	NR	970	0	NR
455	544	NR	585	916	NR	715	71	NR	845	2	NR	975	0	NR
460	304	NR	590	912	NR	720	60	NR	850	1	NR	980	0	NR
465	231	NR	595	901	NR	725	51	NR	855	1	NR	985	0	NR
470	142	NR	600	882	NR	730	43	NR	860	1	NR	990	0	NR
475	96	NR	605	855	NR	735	37	NR	865	1	NR	995	0	NR
480	92	NR	610	820	NR	740	32	NR	870	1	NR	1000	0	NR
485	96	NR	615	776	NR	745	29	NR	875	1	NR			

Summary

$R_f = 74.7$
 $R_g = 95.4$
 $CIE R_a = 71.9$
 $R_g = -23.5$

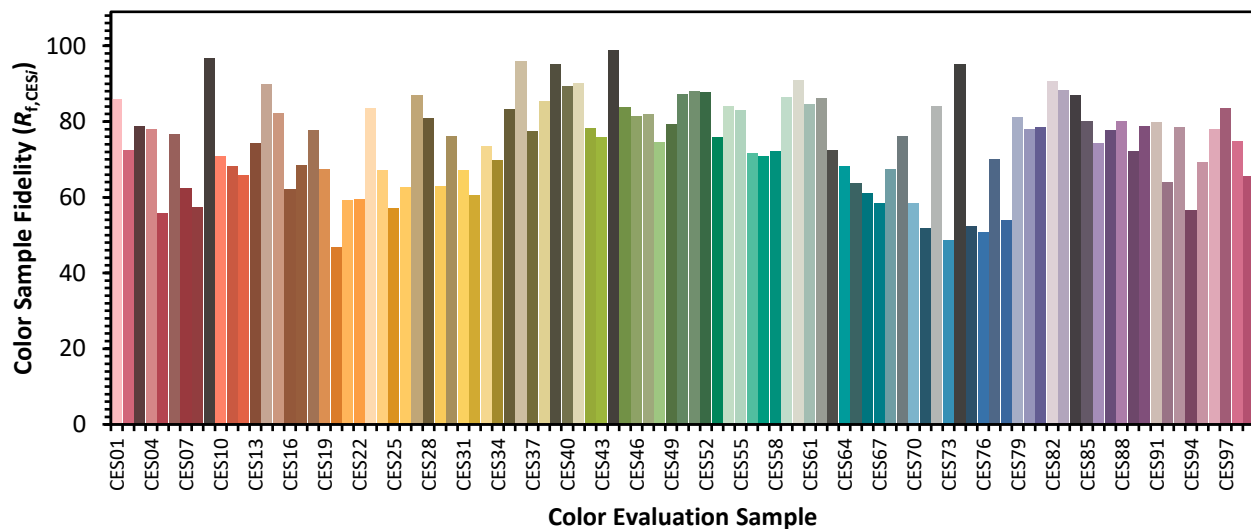


Color Vector Graphics

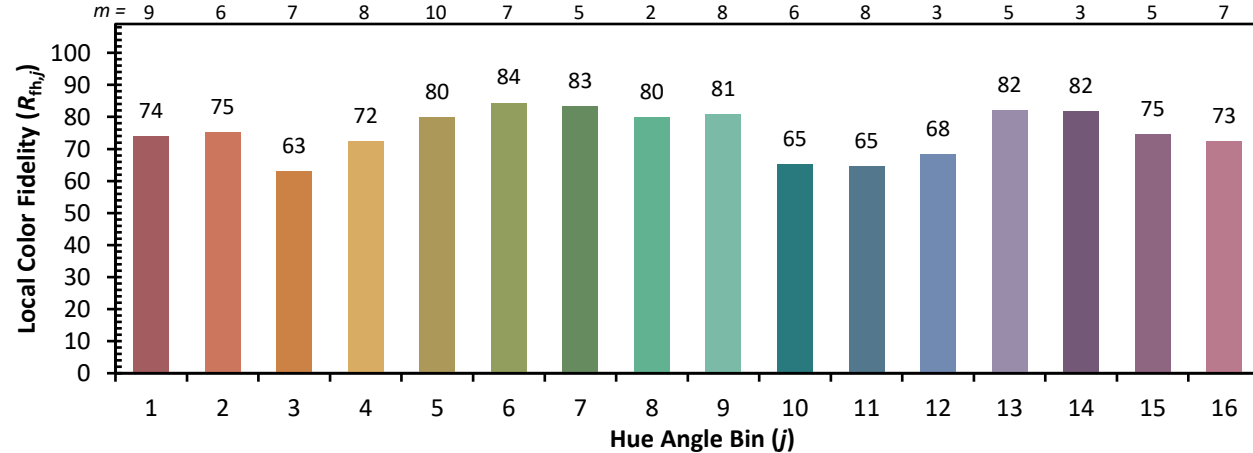


Individual Sample Fidelity Index ($R_{f,i}$)

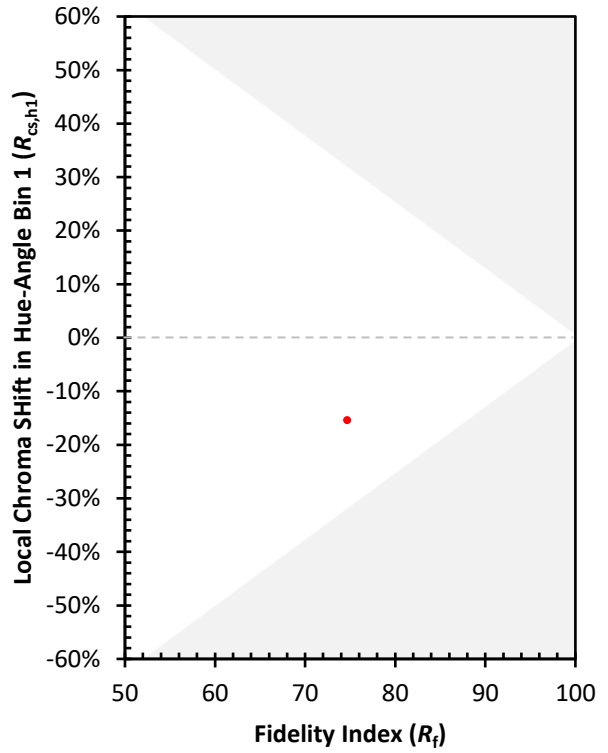
CES01 = 85	CES26 = 63	CES51 = 88	CES76 = 51
CES02 = 61	CES27 = 87	CES52 = 88	CES77 = 70
CES03 = 30	CES28 = 81	CES53 = 76	CES78 = 54
CES04 = 70	CES29 = 63	CES54 = 84	CES79 = 81
CES05 = 47	CES30 = 76	CES55 = 83	CES80 = 78
CES06 = 50	CES31 = 67	CES56 = 72	CES81 = 79
CES07 = 40	CES32 = 61	CES57 = 71	CES82 = 91
CES08 = 39	CES33 = 73	CES58 = 72	CES83 = 88
CES09 = 29	CES34 = 70	CES59 = 86	CES84 = 87
CES10 = 74	CES35 = 83	CES60 = 91	CES85 = 80
CES11 = 57	CES36 = 96	CES61 = 85	CES86 = 74
CES12 = 63	CES37 = 77	CES62 = 86	CES87 = 78
CES13 = 42	CES38 = 85	CES63 = 72	CES88 = 80
CES14 = 74	CES39 = 95	CES64 = 68	CES89 = 72
CES15 = 71	CES40 = 89	CES65 = 64	CES90 = 79
CES16 = 46	CES41 = 90	CES66 = 61	CES91 = 80
CES17 = 49	CES42 = 78	CES67 = 58	CES92 = 64
CES18 = 56	CES43 = 76	CES68 = 67	CES93 = 78
CES19 = 71	CES44 = 99	CES69 = 76	CES94 = 57
CES20 = 65	CES45 = 84	CES70 = 58	CES95 = 69
CES21 = 86	CES46 = 81	CES71 = 52	CES96 = 78
CES22 = 78	CES47 = 82	CES72 = 84	CES97 = 84
CES23 = 92	CES48 = 75	CES73 = 49	CES98 = 75
CES24 = 91	CES49 = 79	CES74 = 95	CES99 = 66
CES25 = 72	CES50 = 87	CES75 = 52	



Color Rendition by Hue-Angle Bin



Measure Comparisons



(END OF REPORT)